



**NEW WORLD ORDER DRIVING
GOLD & BATTERY METALS**

**ARCHAEAN GREENSTONE GOLD
IS THE SOLUTION**

This document, any attachments and the oral presentation on the slides (together the "Presentation") have been prepared and are being supplied to you by Aura Energy Limited (the "Company") solely for information purposes in connection with a potential offering of securities by the Company and admission of its securities to trading on AIM, a market operated by London Stock Exchange plc. This Presentation is confidential and must not be copied, reproduced, published, distributed, disclosed or passed to any other person at any time.

The information and opinions in this Presentation or any other material discussed verbally at this Presentation are provided as at the date of this Presentation and are subject to updating, revision, further verification and amendment and their accuracy is not guaranteed. This Presentation may be incomplete or condensed and it may not contain all material information concerning the Company. This Presentation does not constitute or form part of, and should not be construed as: (i) an offer, solicitation or invitation to subscribe for, sell or issue, underwrite or otherwise acquire any securities or financial instruments, nor shall it, or the fact of its communication, form the basis of, or be relied upon in connection with, or act as any inducement to enter into any contract or commitment whatsoever with respect to such securities or financial instruments.

At present, no decision has been made by the Company to proceed with any offering of its securities or apply for admission to trading on AIM. Any such offering will be based exclusively on a pre-admission announcement to be issued in connection with admission to AIM which will supersede all information provided to you at this time, and your investment decision, if any, must be made only on the basis of the information contained in, or referred to in, the pre-admission announcement at the time of publication. To the fullest extent permitted by law, no liability whatsoever, whether in negligence or otherwise, (save in the case of fraud) arising directly or indirectly from the use of this document is accepted, and no representation, warranty or undertaking, express or implied, is or will be made by the Company or WHI or their respective officers, partners, employees, agents, advisers or affiliates with respect to the accuracy, fairness or completeness of the information or opinions contained in the Presentation or for any errors, omissions or misstatements and none of them accepts any responsibility or liability as to its accuracy or completeness or as to the suitability of any particular investment for any particular investor or for any loss howsoever arising, directly or indirectly, from any use of such information or opinions or otherwise arising in connection therewith. In addition, no duty of care or otherwise is owed for any loss, cost or damage suffered or incurred as a result of the reliance on such information or opinions or otherwise arising in connection with the Presentation. Information in this Presentation, including forecast financial information, should not be considered as advice or a recommendation to investors or potential investors in relation to holding, purchasing or selling securities or other financial products or instruments and does not take into account your particular investment objectives, financial situation or needs.

This Presentation and any materials distributed in connection with this Presentation are not directed or intended for distribution to, or use by any person or entity in any jurisdiction or country where such distribution or use would be contrary to local law or regulation or which would require any registration or licensing within such jurisdiction. Any failure to comply with these restrictions may constitute a violation of law.

This Presentation is only addressed to and directed at persons in member states of the European Economic Area ("EEA") who are qualified investors within the meaning of Article 2(1)(e) of the Prospectus Directive (Directive 2003/71/EC), as amended. In addition, in the United Kingdom, this Presentation is addressed and directed only at qualified investors within the meaning of section 86 of the Financial Services and Markets Act 2000 ("FSMA") who (i) are persons who have professional experience in matters relating to investments falling within Article 19(5) of the FSMA (Financial Promotion) Order 2005 (the "Order"), (ii) are persons who are high net worth entities and unincorporated associations falling within Article 49(2)(a) to (d) of the Order, and (iii) to persons to whom it may otherwise be lawful to communicate it to (all such persons being referred to as "relevant persons"). Any investment or investment activity to which this Presentation relates is available only to relevant persons, and will be engaged in only with such persons. Other persons should not rely or act upon this Presentation or any of its contents.

This Presentation does not constitute an offer or sale of securities in the United States, Australia, Canada, Japan or any other jurisdiction where such offer or sale would violate the relevant securities laws of such jurisdiction. Neither this Presentation nor any copy of it may be taken, transmitted or distributed, directly or indirectly, into the United States, its territories or possessions, Australia, Canada or Japan. The securities mentioned herein have not been and will not be registered under the United States Securities Act of 1933, as amended, or under any securities laws of any state or other jurisdiction of the United States or under applicable securities laws of Australia, Canada or Japan and may not be offered, sold, taken up, resold, transferred or delivered, directly or indirectly, in or into the United States, Australia, Canada or Japan or any other jurisdiction where such offer or sale would violate the relevant securities laws of such jurisdiction.

Scoping Studies: The scoping studies prepared on behalf of the Company and referred to in this presentation in respect of the Tiris and Haggan Projects (the "Projects") (the "Studies") are preliminary in nature. Scoping studies are commonly the first economic evaluation of a project undertaken and may be based on a combination of directly gathered project data together with assumptions borrowed from similar deposits or operations to the case envisaged. There is no guarantee that the assumptions underlying these Studies or the estimates or economic projections contained therein will ultimately be realised. Announcements providing further details in relation to these Studies are available on the Company's website, and any information in this Presentation which is indicated to have been derived from these Studies should be read and considered in the context of such announcements and the assumptions and qualifications contained therein. The Studies were based on lower-level technical and economic assessments, and are insufficient to provide assurance of an economic development case at this stage, or to provide certainty that the conclusions of the Studies (including as regarding prospective capital and operating expenditure) will be realised.

In addition, certain information contained in this document constitutes "forward-looking statements," which can be identified by the use of terms such as "may", "will", "should", "expect", "anticipate", "project", "estimate", "intend", "continue," "target" or "believe" (or the negatives thereof) or other variations thereon or comparable terminology. These forward-looking statements relate to matters that are not historical facts. They appear in a number of places throughout this Presentation and include statements regarding the intentions, beliefs or current expectations of the Company and its directors concerning, amongst other things, the results of operations, prospects, financial condition, liquidity of the Company, dividend policy of the Company and the market in which it operates. Due to various risks and uncertainties, actual events or results or actual performance of the Company may differ materially from any opinions, forecasts or estimates reflected or contemplated in this Presentation. All projections, estimations, forecasts, budgets and the like are illustrative exercises involving significant elements of judgment and analysis, which may or may not prove to be correct. There can be no assurance that future results or events will be consistent with any such opinions, forecasts or estimates. As a result, investors should not rely on such forward-looking statements in making their investment decisions. No representation or warranty is made as to the achievement or reasonableness of and no reliance should be placed on such forward-looking statements. These forward-looking statements speak only as at the date of this Presentation. The Company, WHI, their respective professional advisers and contractors (subject to their legal obligations) expressly disclaim any obligations to update or revise any forward-looking statement contained herein to reflect any change in expectations with regard thereto or any change in events, conditions or circumstances on which any statement is based.

The past performance of the Company is not a reliable indication of the future performance of the Company. Any investment in the Company is speculative, involves a high degree of risk, and could result in the loss of all or substantially all of their investment. Results can be positively or negatively affected by market conditions beyond the control of the Company or any other person.

WHI Ireland Limited ("WHI"), which is authorised and regulated in the United Kingdom by the Financial Conduct Authority, is acting as nominated adviser and broker to the Company. WHI is acting for the Company and no one else in connection with the matters described in this Presentation and will not regard any person other than the Company as its client in connection with such matters and will not be responsible to anyone other than the Company for providing the protections afforded to clients of WHI nor for giving advice in relation to this Presentation. Any other person attending this Presentation should seek their own independent legal, investment and tax advice as they see fit. WHI has not authorised the contents of, or any part of, this document.

It is possible that the information contained in this Presentation may constitute inside information for the purposes of the Australian Corporations Act 2001 or the UK Criminal Justice Act 1993 or inside information or information not generally available to those using the market for the purposes of the Market Abuse Regulation or other applicable legislation. Consequently, recipients of such information must not deal or encourage another person to deal in any investment in the Company nor should they base any behaviour on the Presentation in relation to an investment in the Company or any connected company which would amount to either insider dealing or market abuse until after such information has been made generally available to the public.

By accepting and/or attending the Presentation, you confirm that you are a relevant person and agree to be bound by the provisions and the limitations set out in it or imposed by it and to keep permanently confidential the information contained in the Presentation or made available in connection with further enquiries to the extent such information is not made publicly available (otherwise than through a breach by you of this provision).

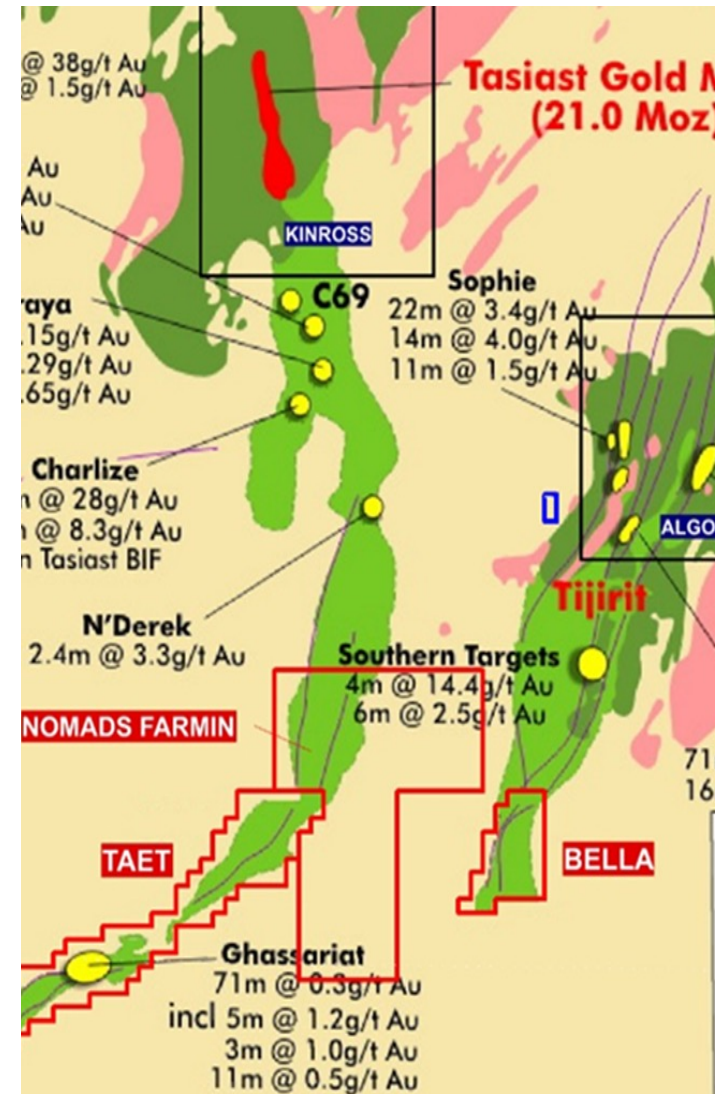
ARCHAEAN GREENSTONE GOLD'S EXTRAORDINARY SETTING

- Completely underexplored Archaean Greenstone Belt
 - Kalgoorlie look-alike region
- Kinross' 20 Million Oz Tasiast deposit only 40 kms north
 - Represents an excellent nearby 'anomaly'
- Similar gold mineralisation to Tasiast already encountered
- Significant nickel & cobalt results already achieved
- Very advanced prospects relative many junior explorers

- Taet Tenement
 - Ghassariat gold prospect – similar mineralisation to Tasaist
 - Numerous high-grade nickel intercepts

- Bella Tenement
 - 1.6 km long fence of high-grade nickel and cobalt results
 - Bella Ultramafic Complex (BUC)
 - Best anomaly's yet to be tested

- Nomad's Joint Venture
 - Recent auger drilling present numerous drill targets



PETER REEVE – CEO & Managing Director

- 35 years resources experience in technical, management & corporate roles, with Rio Tinto, Shell-Billiton, JB Were, Newcrest, Founded Ivanhoe Australia (\$1.5 b), Aura Energy

NEIL CLIFFORD – Technical Director

- **Led teams that discovered +25 M oz gold**
Sunrise Dam +10 Moz, Mt Todd 8 Moz, Union Reefs 4 Moz, Tanami 2 Moz, Coyote 1 Moz
- Involved in nine major mineral deposit discoveries in Australia, South America and Africa
- AngloGold, Acacia Resources, Shell-Billiton for gold, uranium, nickel, copper and tin

JEFF WILLIAMS – Chairman

- Former CEO Mineral Deposits mkt cap increased from A\$6m to A\$1,000m, 2003 to 2011
- Discovered and developed the Sabodala Gold Mine and the Grande Cote Zircon Mine in neighboring Senegal
- Currently Non-Executive Chairman of OzAurum Resources Limited

MAURITANIA – ABUNDANT MINERAL, OIL AND GAS ACTIVITY

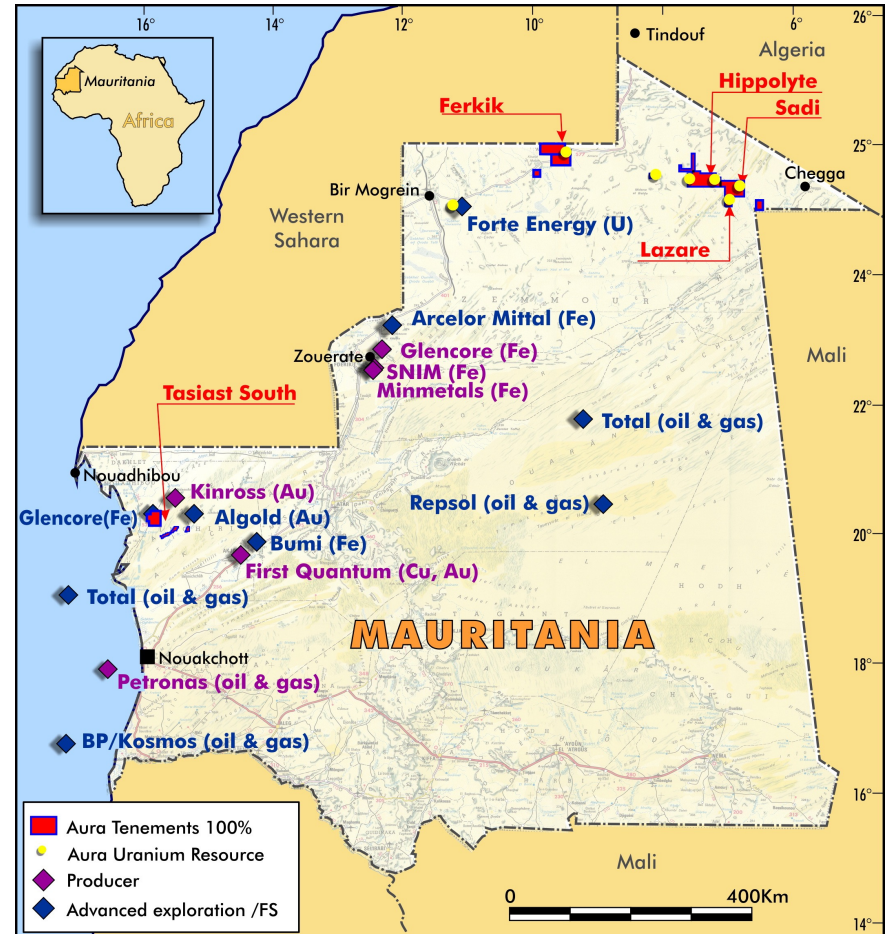
STRONG USA & FRENCH GOV'T INVOLVEMENT

Population: 3.5 million

State: Republic (Former French Colony)

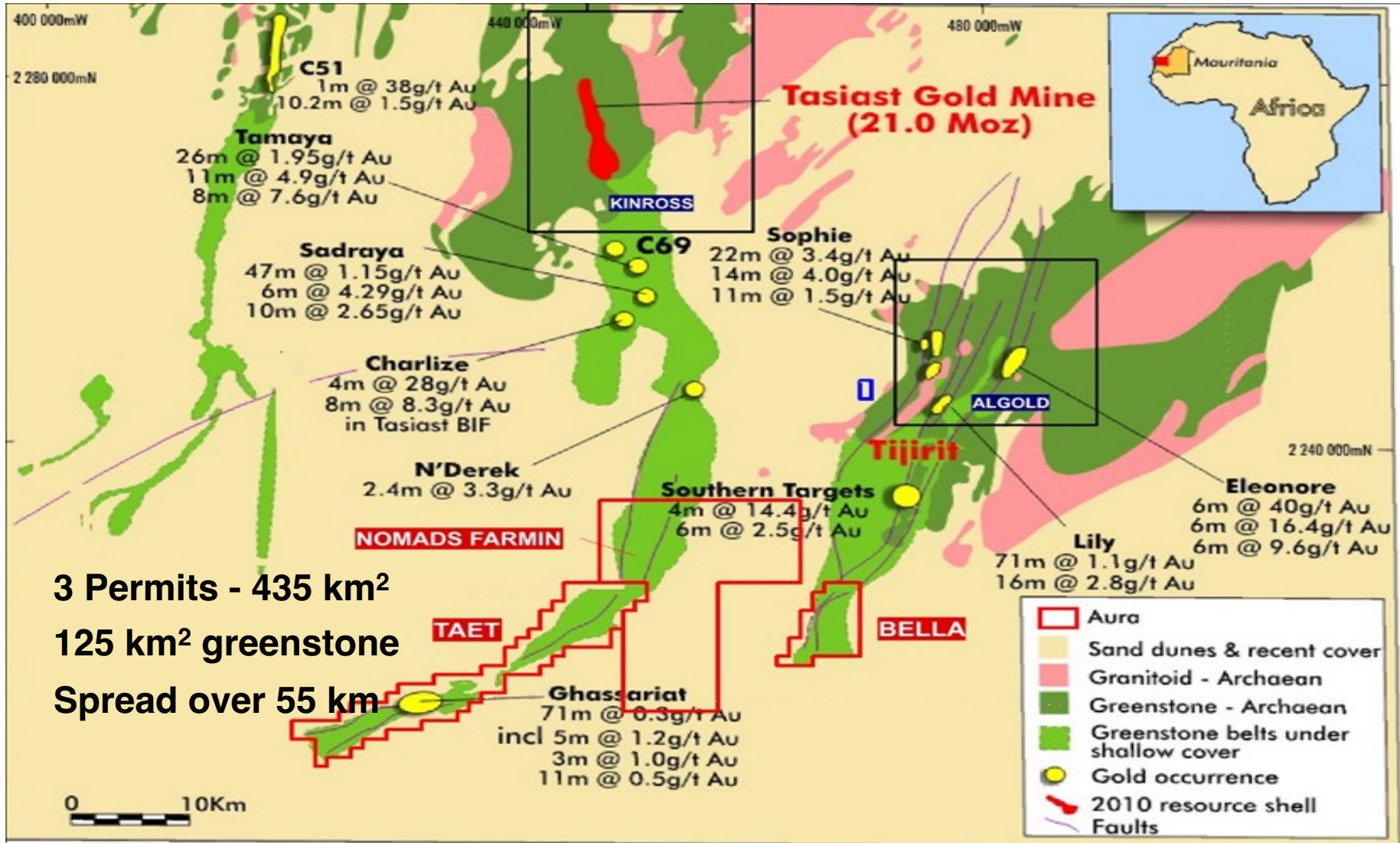
- Long history of mining
- Producer of oil, iron ore, gold & copper
- Mining accounts for 60% of exports
- Favourable, well run mining code
 - 10% Gov carry, 4% gold royalty

- **SNIM** – State Iron Ore, 12 mtpa
- **Glencore** - \$1.0 B Askaf Iron Ore
- **First Quantum** - \$800m Guelb Mog Copper Gold
- **Kinross** - \$7 bill Tasiast Gold Mine
- **Arcelor Mittal** – Iron Ore JV SNIM
- **Minmetals** – Tazadit Iron Ore
- **OreCorp** - Base Metal Exploration
- **Algold Res** – Gold exploration
- **Ferroglobe** – Ferroquartz Project
- **BP** – Recent farm-in to Kosmos discovery. Plan \$1 B expenditure
- **Kosmos Energy** – Large gas discovery
- **Chevron** – Permit
- **Petronas** – Oil production
- **Tullow Oil** – Permit
- **Total** – Permit
- **Cairn Energy** – Permit
- **Dana Petroleum** - Permit



GOLD, NICKEL AND COBALT FOR THE NEW WORLD ORDER

- Excellent gold results already achieved
- Same geology as Kalgoorlie..... without the crowds
- 36 Km south of Kinross' 20 Moz Tasiast Mine
- 125 km² under-explored virgin Archean greenstone belt
- Kalgoorlie region is proof these deposits repeat
- \$3m spent by previously over brief 16 month period
- Exploration results from first pass were excellent
 - Wide gold system detected – similar to Tasiast gold mine
 - Several high-grade gold intersections



3 Permits - 435 km²

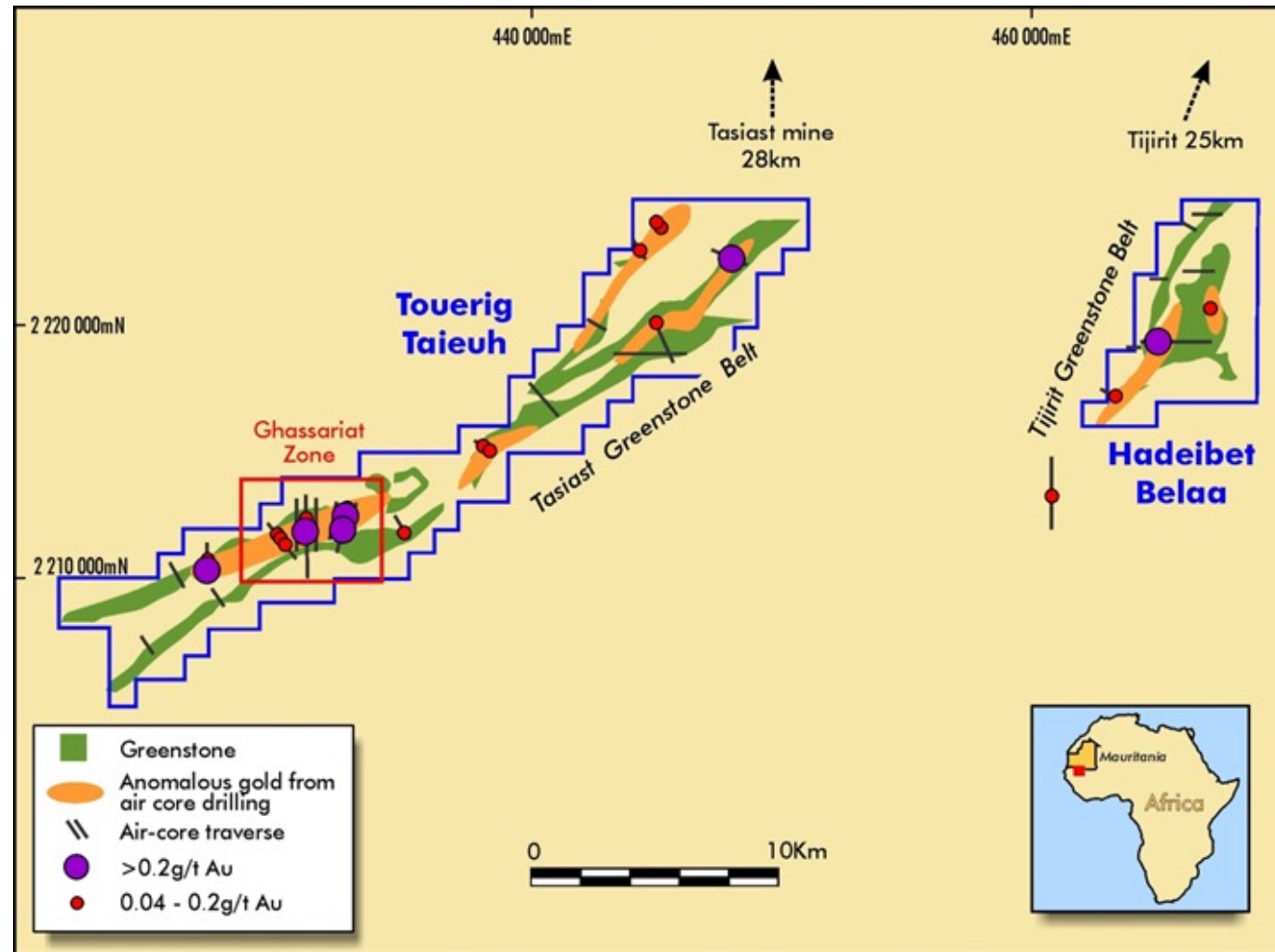
125 km² greenstone

Spread over 55 km

ARCHAEAN - PREVIOUS GOLD WORK

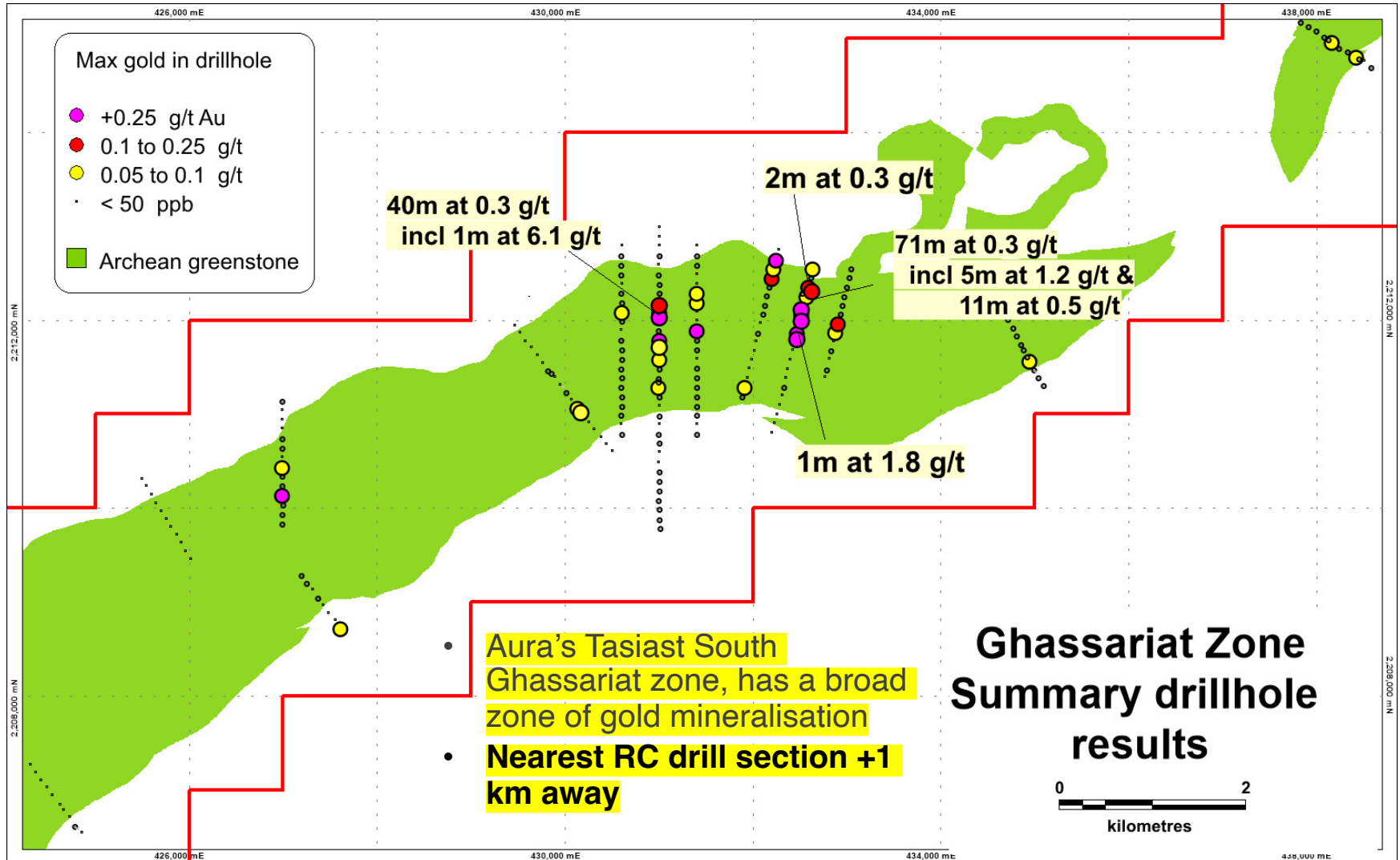
- 1st pass exploration;
 - Air magnetics
 - Bedrock sampling
 - RC drill follow-up

- Excellent results;
 - Wide gold system with economic grades
 - Several high grade gold intercepts



GOLD, NICKEL AND COBALT FOR THE NEW WORLD ORDER

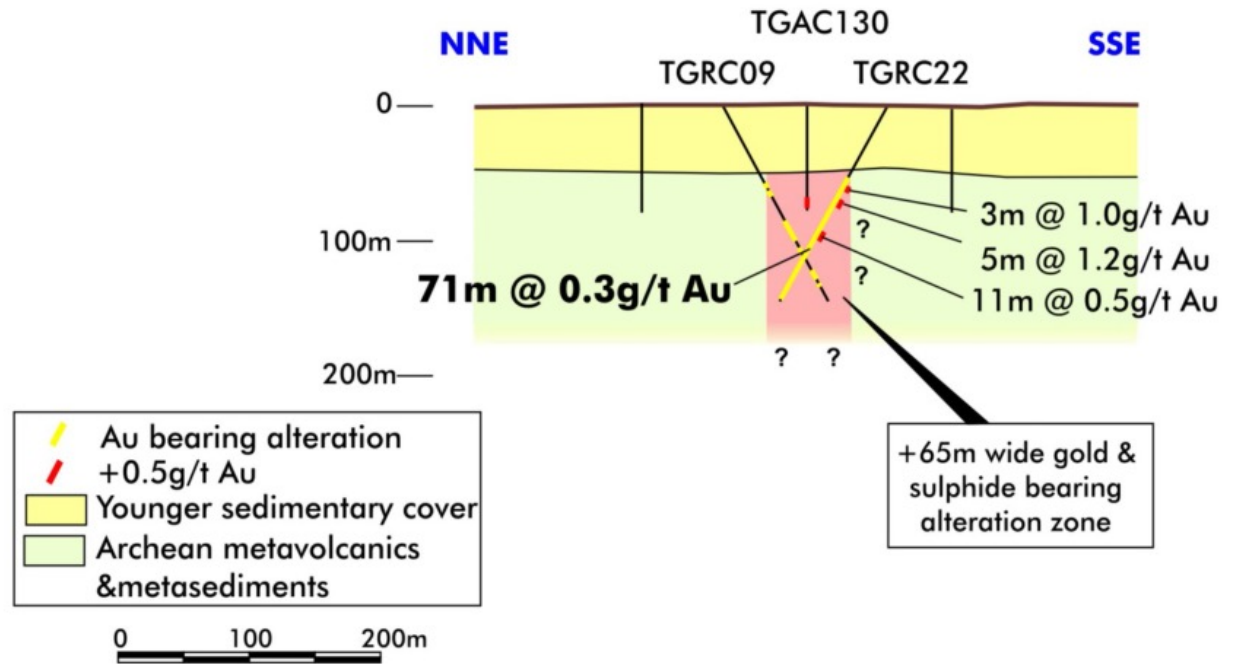
GHASSARIAT ZONE RESULTS INDICATE LARGE SYSTEM SIZE



GHASSARIAT DRILL RESULTS

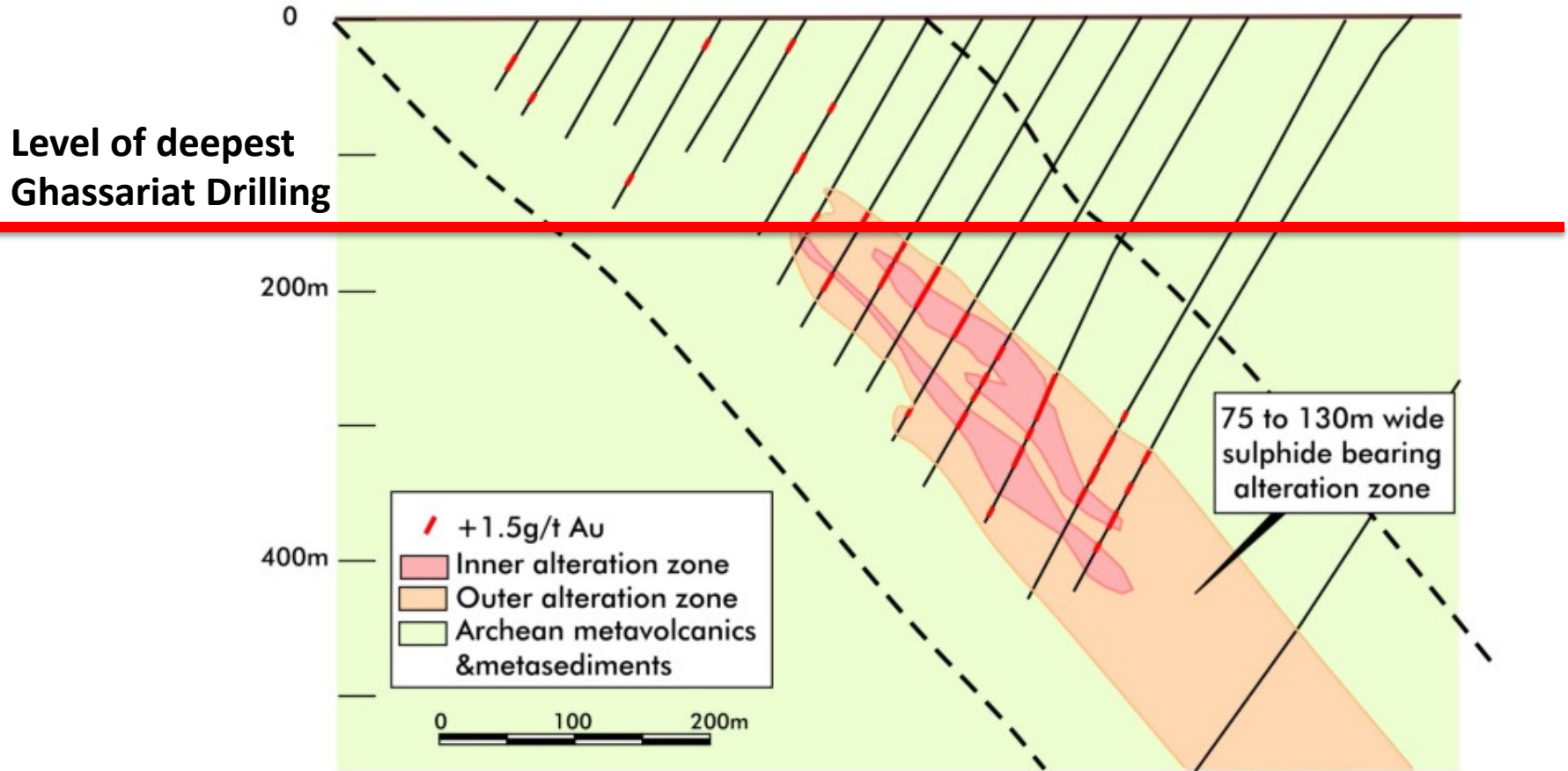
- Section of Ghassariat shows;
 - Very similar results & geology to Tasiast orebodies
 - May have only intersected the top of a Tasiast system
 - 71 metre length indicates large system
 - Tasiast grades achieved
 - This Ghassariat drilling is all above 100m
 - Main Tasiast mineral zones are all below 150-200m

Section F

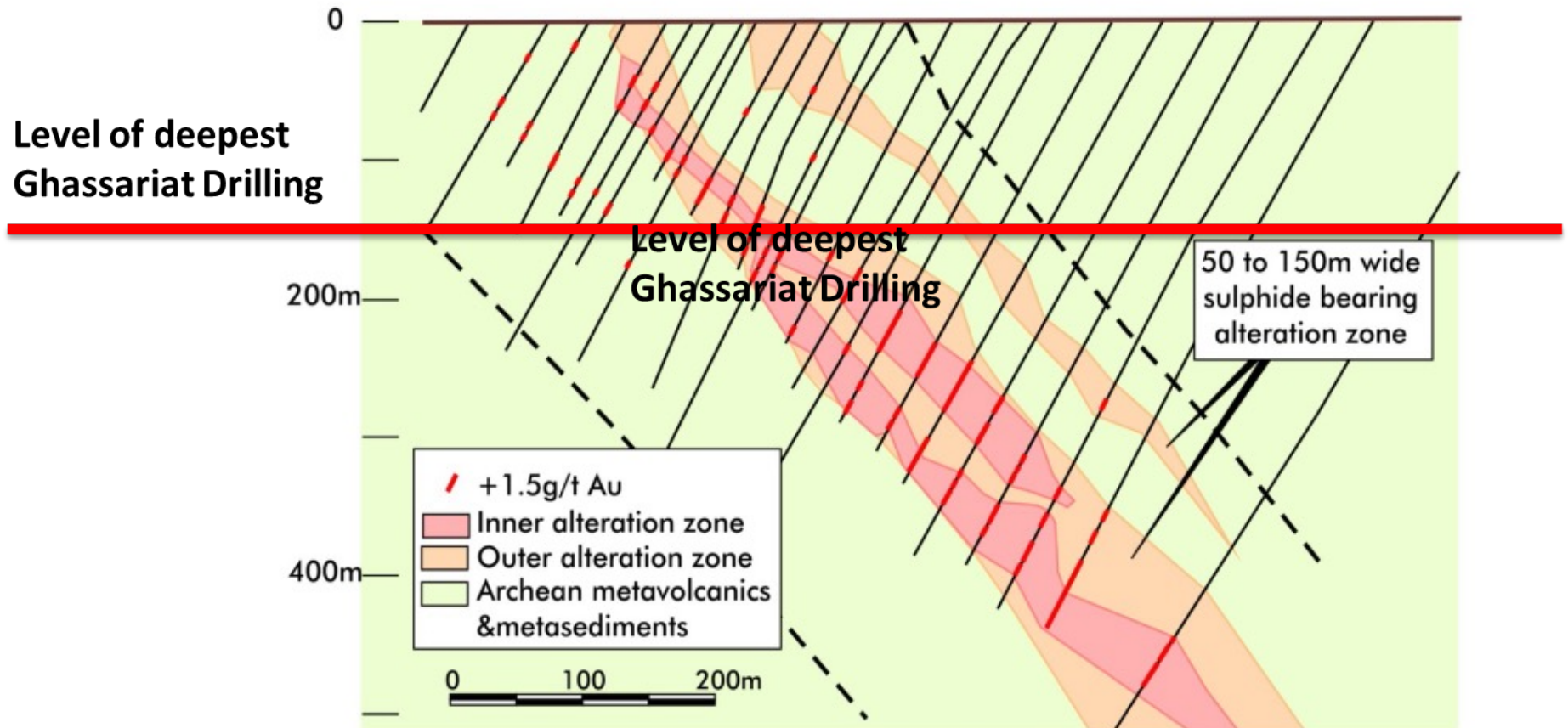


Initial work indicates good potential to repeat Tasiast style mineralisation at plus 200m depths

Tasiast mine lease Section 71811

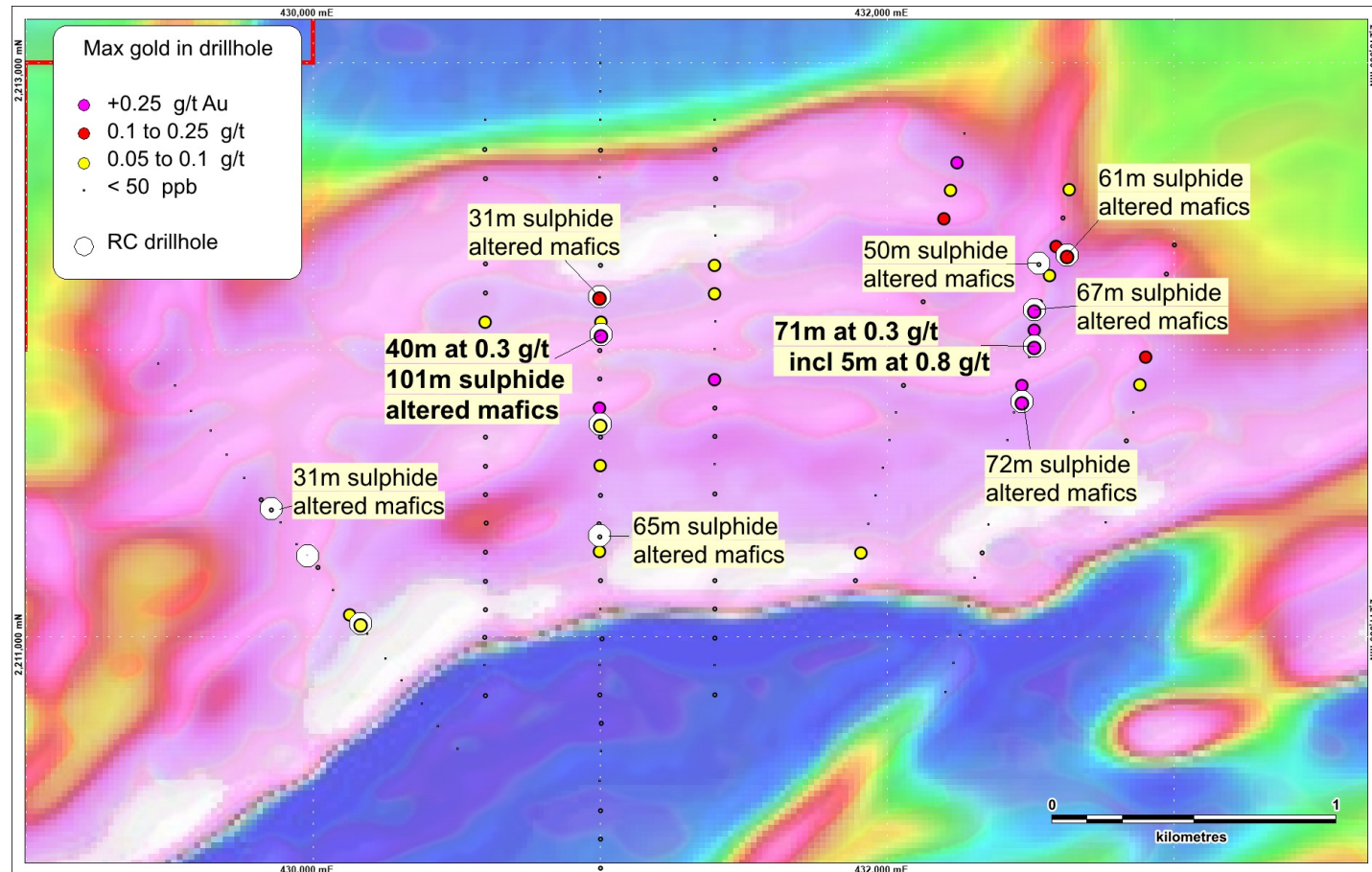


Tasiast mine lease Section 71411



2KM INFERRED STRIKE ON GHASSARIAT ZONE?

- Long low grade intercepts in early gold exploration demonstrate large system size
- The initial 71m @ 0.3 g/t Au intercept was followed by an important hit
- **1.5km west of the initial hit 38m @ 0.4g/t Au drilled**
- Indicates potential for large system
- Tasiast systems run over several kms



HISTORY OF TASIAST AND REGION

- 2007 Redback bought Tasiast, a 1 Moz deposit, for US\$225m
- 2010 Archaean personnel heard the discovery rate at Tasiast was “expanding at 1 Moz per month” - Norm Bailey, Tasaist Exp Mgr 2008
- ‘Archaean’ picked up all surrounding open favourable greenstone
- When Norm Bailey, saw the results in the Ghassariat Zone, he said “it looks much the same as parts of Tasiast so keep drilling”!
- Kinross took over Redback in 2010 for US\$9.2B

**Piment Zone
Discovered**



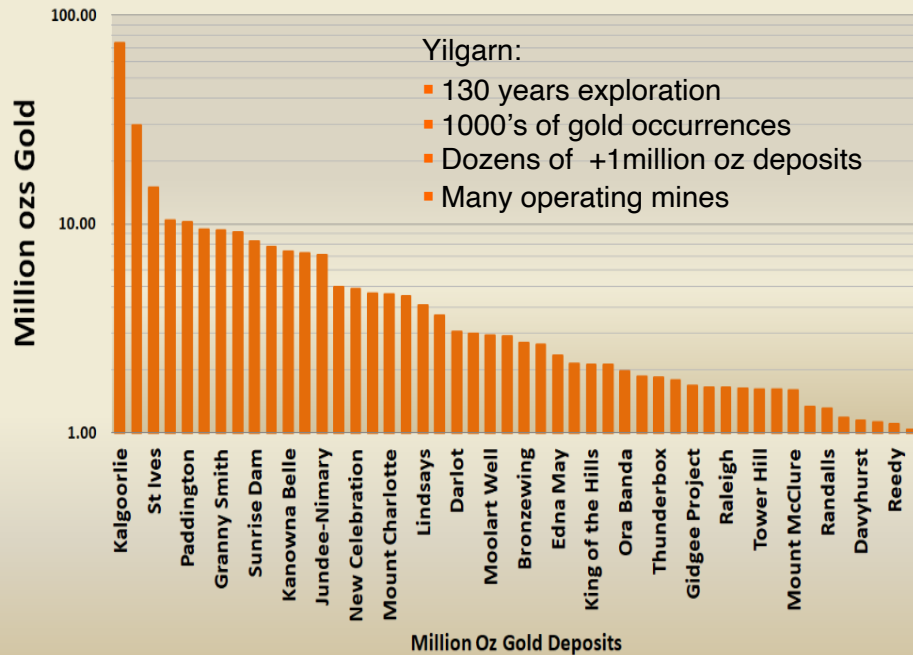
		Total Au (M.oz)	g/t Au
Normandy	2000	2.1	2.1
Midas	Jan-03	1.8	1.9
Defiance	Oct-03	2.1	2.7
Rio Narcea	Sep-06	2.1	2.7
Redback	Dec-07	2.4	2.1
Redback	Dec-08	4.5	1.2
Redback	Dec-09	5.7	2.1
Redback	Aug-10	8.7	2.4
Kinross	Dec-11	20.5	1.2

SUNRISE DAM DISCOVERY ANALOGY

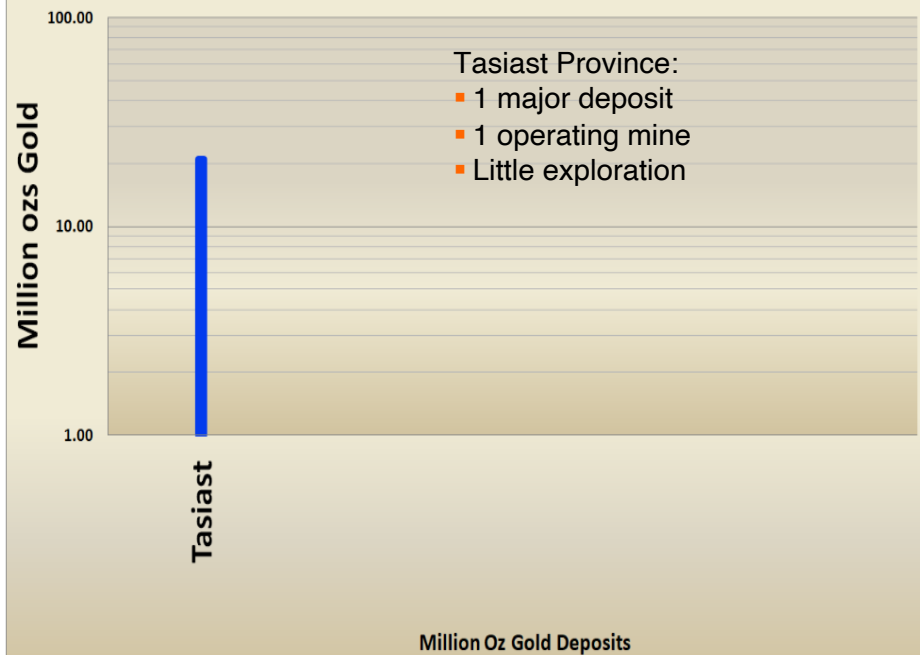
- Neil Clifford's led the team that discovered Sunrise Dam
 - Pegged Sunrise Dam ground after discovery of Granny Smith in 1989
 - Archaean's Tasiast South Project was pegged for similar reasons
 - Below compares the discovery parallels with the Sunrise Dam discovery
- | | |
|--|--|
| <ul style="list-style-type: none"> ■ Sunrise Dam Vs Granny Smith <ul style="list-style-type: none"> ■ 30 km south ■ Under-explored GS belt ■ Major structure extending south from GS ■ Flexure in Sunrise Dam area ■ S. Dam under 20-50m sediments ■ Sunrise Dam 20 Moz deposit | <ul style="list-style-type: none"> ■ Tasiast South Vs Tasiast <ul style="list-style-type: none"> 35 km south Same greenstone Same Similar flexure seen Same Tasiast 20Moz deposit |
|--|--|

TASIAST vs YILGARN (WESTERN AUSTRALIA)

Yilgarn Archean Greenstone Province

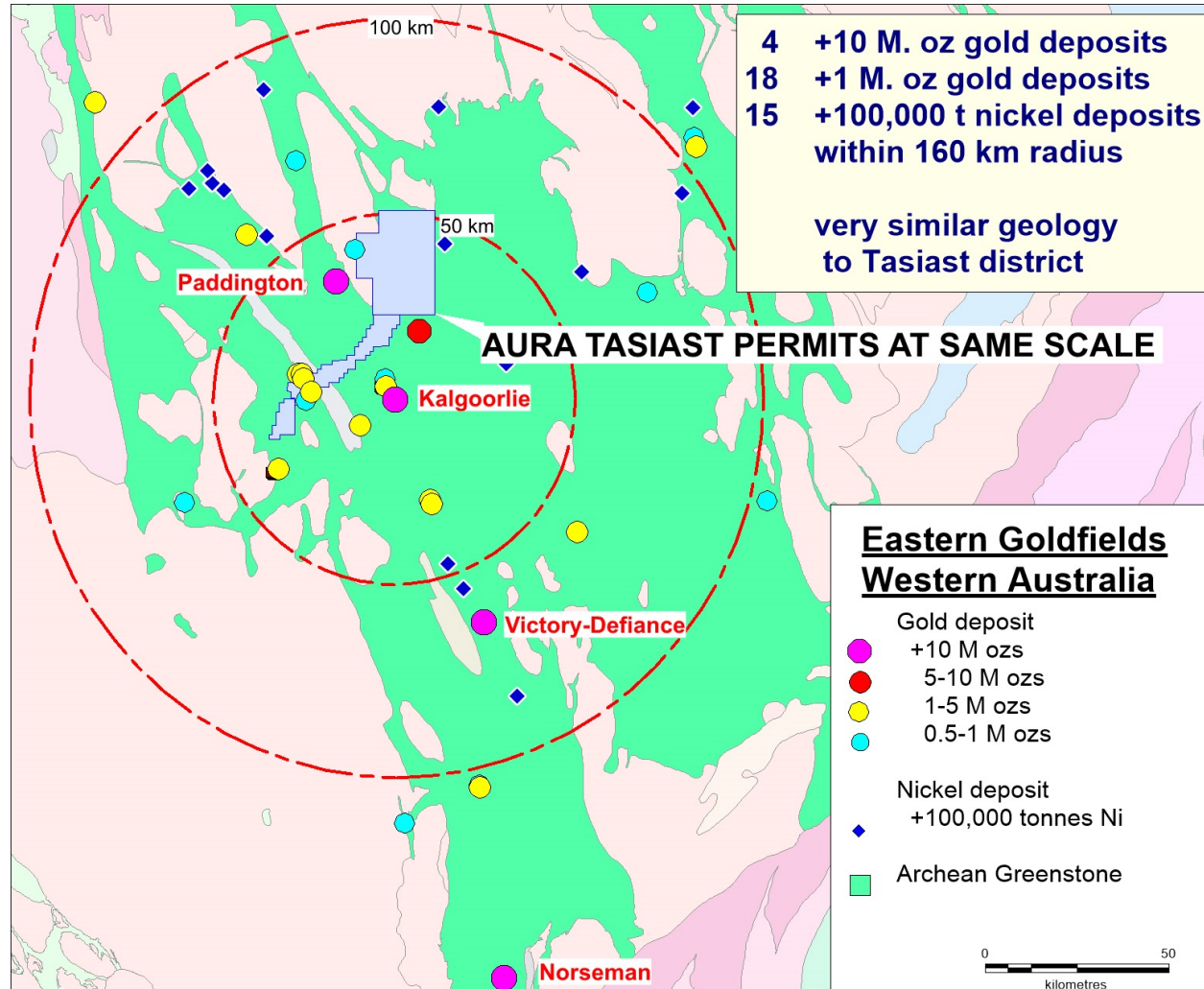


Tasiast Archean Greenstone Province



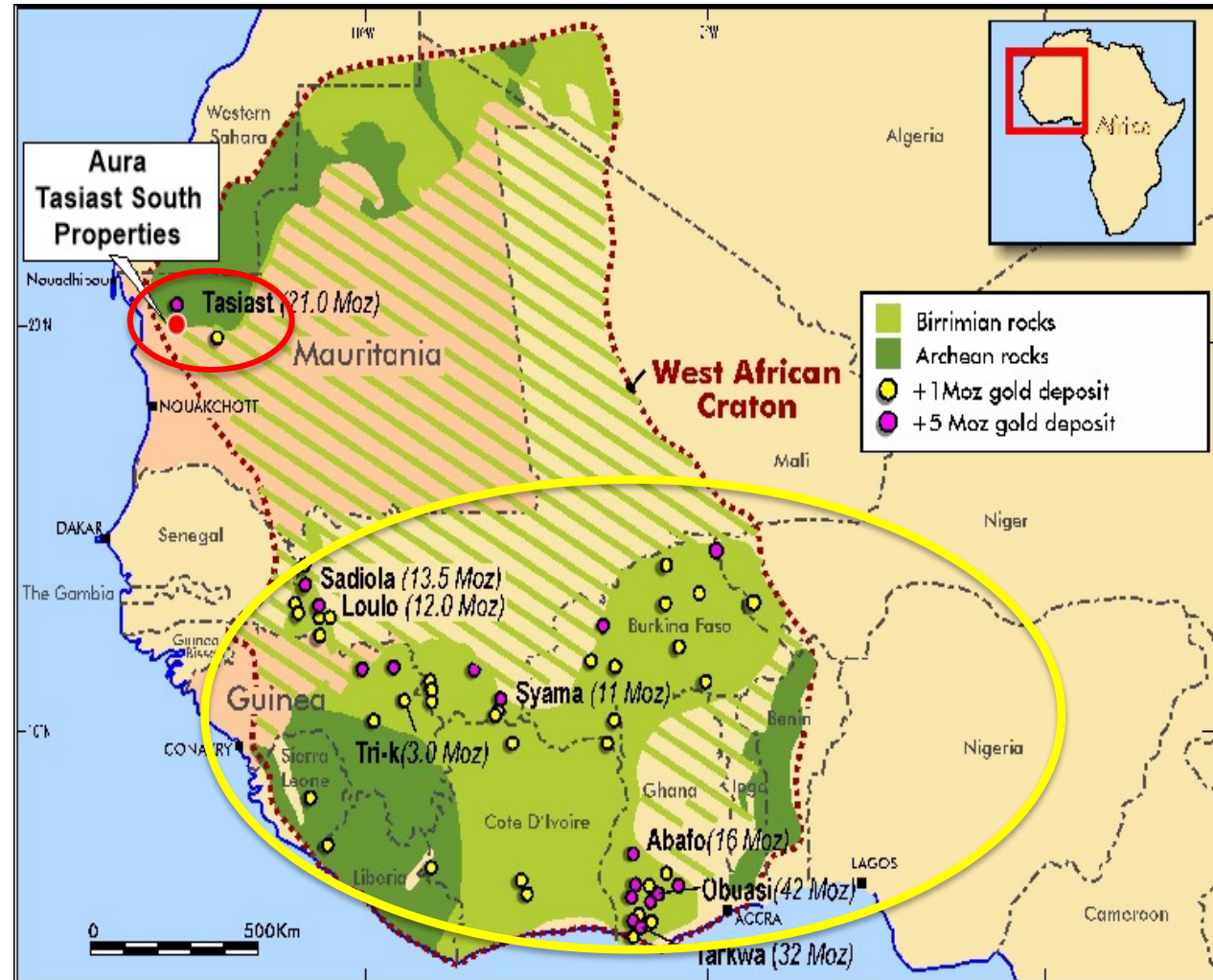
Tasiast South V Kalgoorlie

- A good comparison for Tasiast belt
- Geology and rocks are identical
- Tasiast has one single +10Moz gold deposit
- Kalgoorlie's deposits incl;
 - 4 +10 Moz golds
 - 18 +1 Moz golds
 - 15 +100kt nickels
- Aura's Tasiast South has potential for many additional discoveries given its geology and lack of exploration



WEST AFRICAN GOLD PROVINCE

- Highest gold discovery rate since 2000
- Fastest growing gold production area
- Many large (+5 M oz) deposits
- **Heavily explored except Mauritania**
- Tasiast (+20 M oz) discovered 1999
- Archean greenstone belts globally follow a similar pattern

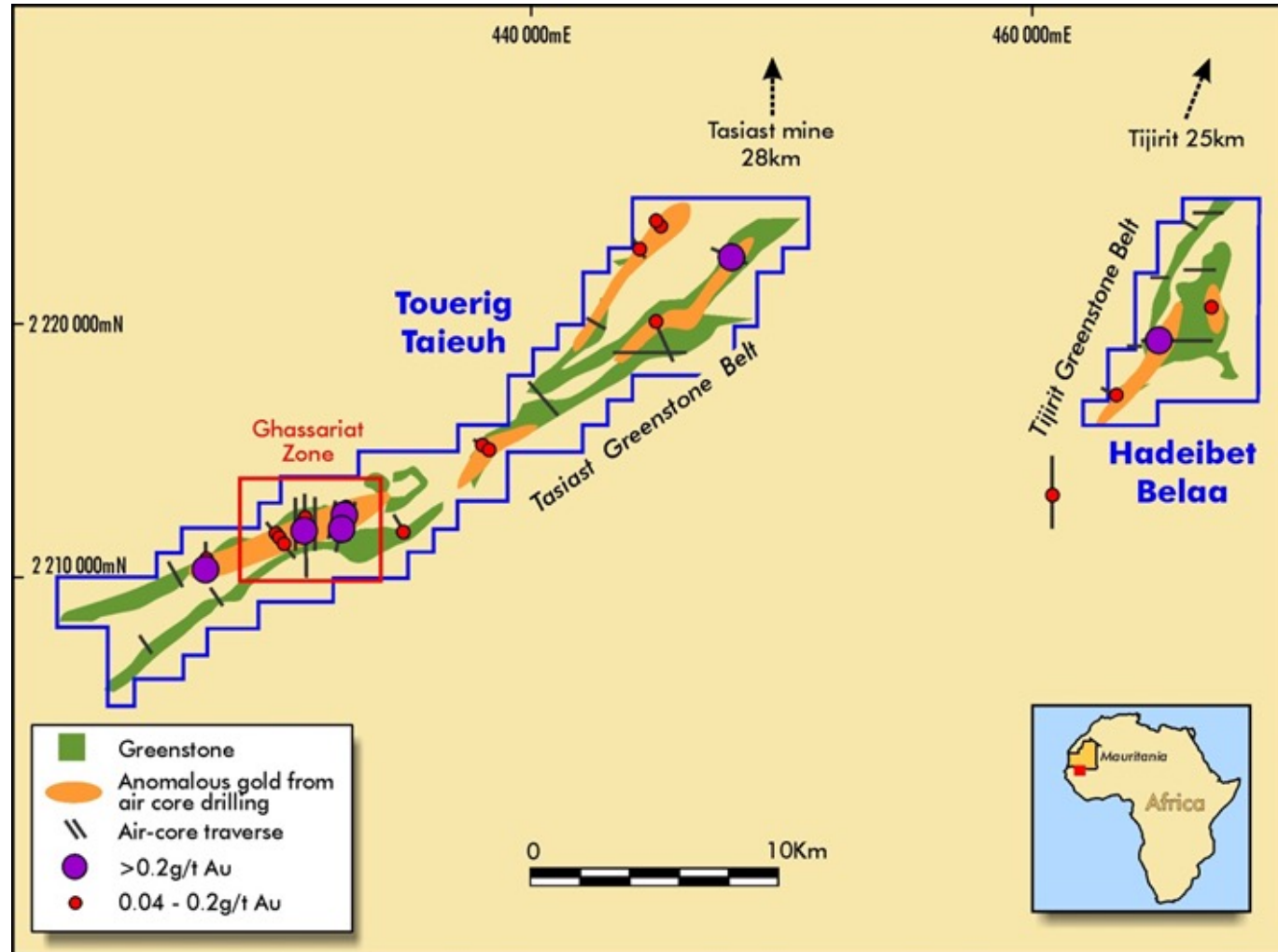


THE NICKEL COBALT ASSETS

- Archean ultramafics (UM) are inherently interesting - high Ni sulphide hit rate
- Many of the Yilgarn UM belts have Ni sulphide deposits
- All significant Yilgarn UM belts have geophysics', sampling and drilling
- The UMs we have drilled at Tasiast Sth have high Ni background levels
 - 2000 to 3000 ppm Ni
 - Not of economic significance – but the right rock types
- Sparse sampling at Tasiast Sth encountered many high Ni & high Cu EQ
 - Results - 0.9% Ni / +400 ppm Cu
- This Cu level is around 20 times background so very anomalous
- Generally high Ni UMs have very low Cu levels – typically 20 ppm
- High Cu is a sign of potential Ni/Cu sulphides
- Archaean's very large UM at Bella has kms of 0.5 to 1.0% Ni in weathered zone
- A very unusual feature requiring systematic sampling
- This UM has Platinum group potential as well
- Archaean's Cobalt results are up to 0.58% Co – only 1 in 10 pulps tested

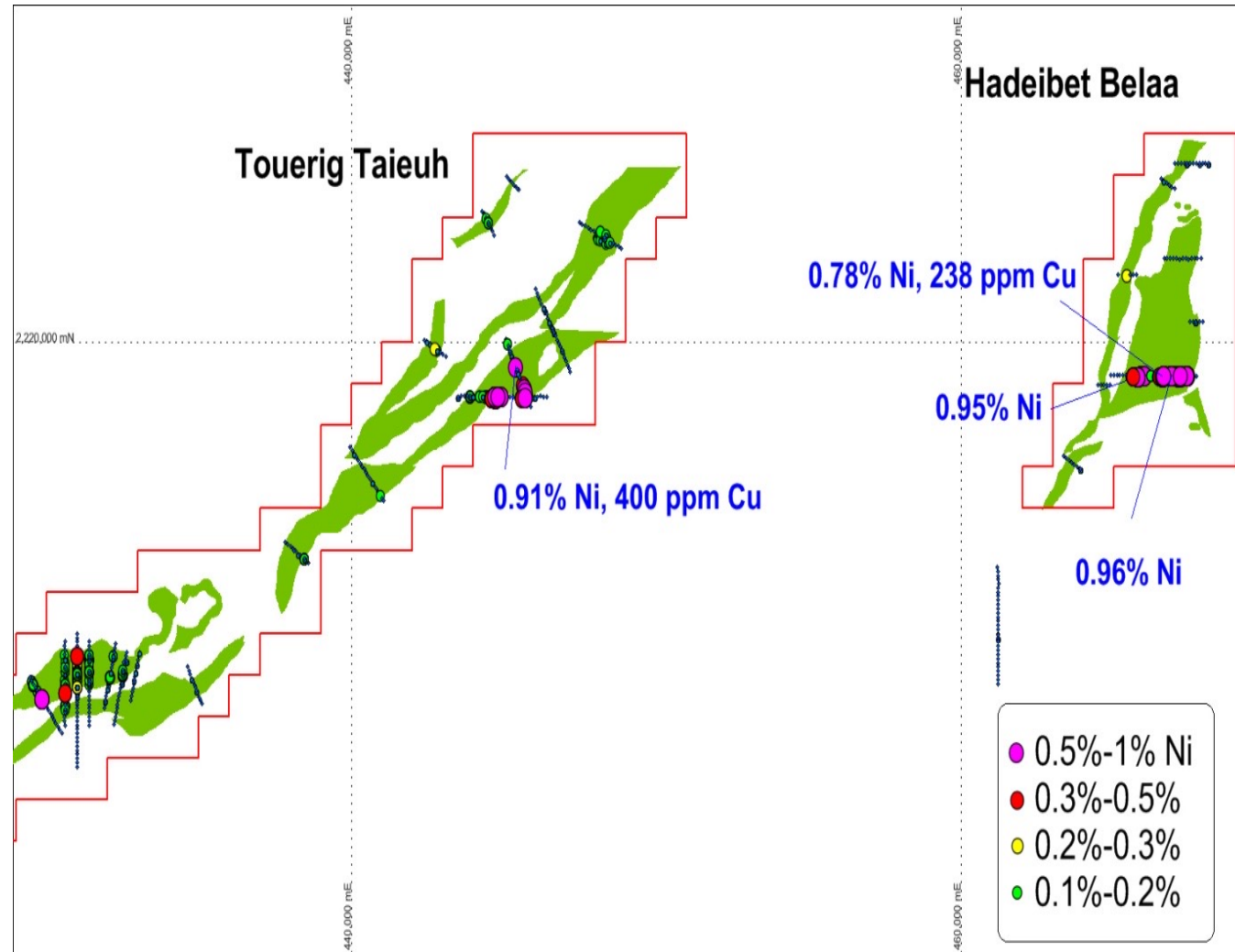
- 1st pass exploration;
 - Air magnetics
 - Bedrock sampling
 - RC drill follow-up

- Excellent results;
 - 1.6 km high grade nickel zone
 - Multiple cobalt hits up to 0.6% Co
 - Limited Co sampling



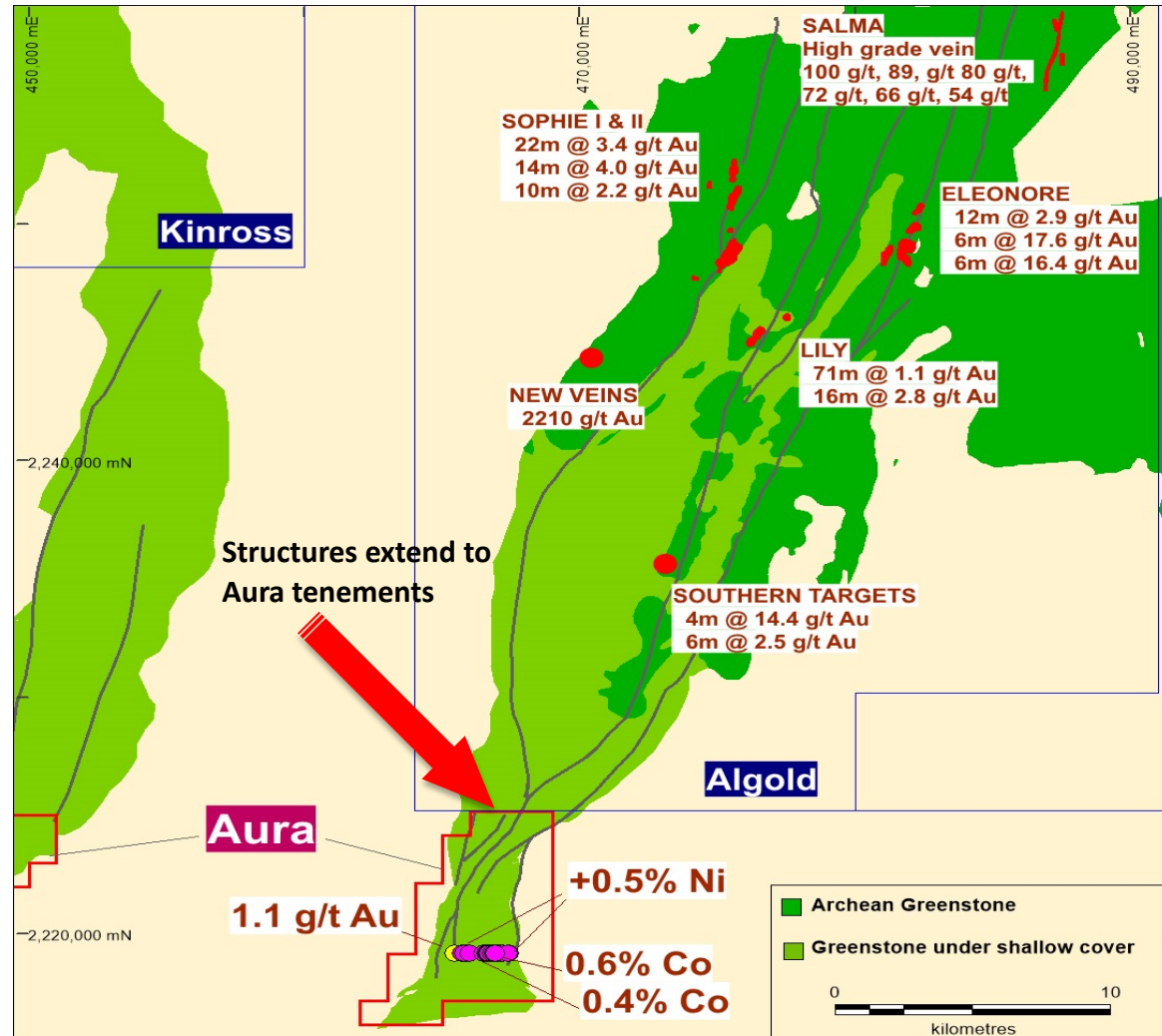
NICKEL/COBALT POTENTIAL

- Air Core drilling located:
 - Thick zones of ultramafic rocks
 - Very strong **nickel** and **cobalt** values
- Anomalous copper in nickel laterites suggest nickel sulphide potential
- In komatiitic sequences
- Komatiites hosts 15% world nickel sulphides
- Remains untested for nickel sulphide mineralisation



BELLA PERMIT – NICKEL, COBALT

- Archaean’s Bella permit near to Algold’s (TSX) excellent hits
- Gold results were excellent;
 - T16RC071 - 6 m @ 39.9 g/t Au
 - T16RC070 - 3 m @ 30.0 g/t Au
 - T16RC045 - 5 m @ 6.64 g/t Au
 - T16RC035 - 7 m @ 3.20 g/t Au
 - T16RC024 - 6 m @ 4.23 g/t Au
 - T16RC083 - 2 m @ 5.47 g/t Au
 - T16RC027 - 6 m @ 16.4 g/t Au
 - T16RC031 - 6 m @ 9.64 g/t Au
 - T16RC024 - 6 m @ 4.23 g/t Au
 - Salma; 100g/t, 89g/t, 80g/t, 72g/t Au
- Aura’s results focus on several high-grade nickel and cobalt hits



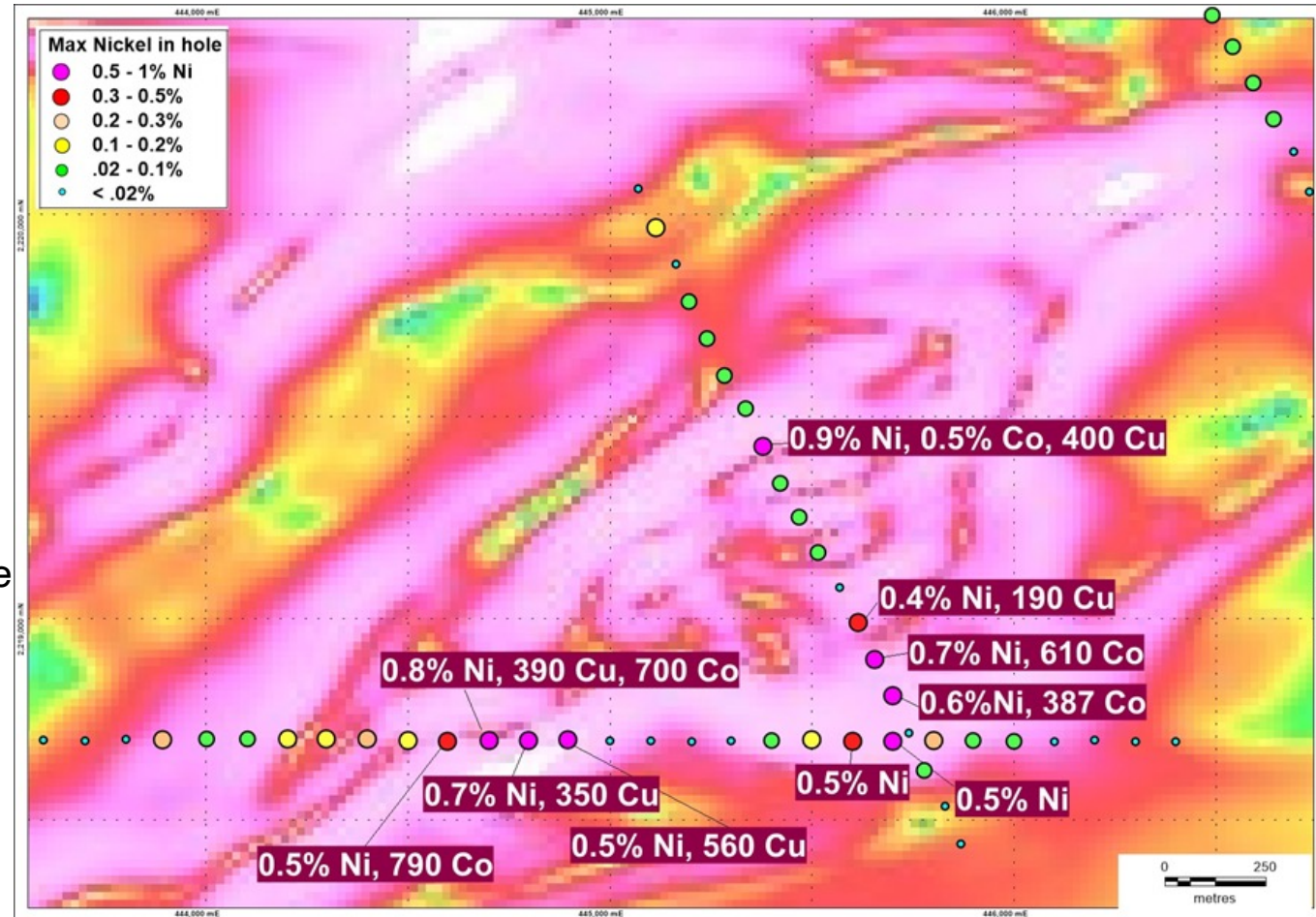
GOLD, NICKEL AND COBALT FOR THE NEW WORLD ORDER

Only approx. 1 in 10 samples assayed for cobalt

Prospect Name	Hole ID	Easting	Northing	Depth From	Depth To	Interval	Co_%	Ni_ppm	Cu_ppm
HADEBET BELAA	11HBAC031	466697	2219203	7	8	1	0.581	5300	488
TOUERIG TAIEUH	12TGAC198	445378	2219429	24	28	4	0.484	9140	400
HADEBET BELAA	11HBAC030	466598	2219199	16	17	1	0.445	4190	259
HADEBET BELAA	11HBAC030	466598	2219199	17	18	1	0.357	3840	259
HADEBET BELAA	11HBAC033	466900	2219203	9	10	1	0.273	3010	247
HADEBET BELAA	11HBAC033	466900	2219203	10	11	1	0.260	5250	270
TOUERIG TAIEUH	11TGAC013	444700	2218702	34	35	1	0.218	5650	354
HADEBET BELAA	11HBAC031	466697	2219203	6	7	1	0.150	3090	276
HADEBET BELAA	12HBRC007	467373	2219200	22	23	1	0.149	6530	114
HADEBET BELAA	11HBAC030	466598	2219199	18	19	1	0.142	7770	238
HADEBET BELAA	12HBAC073	463432	2217212	4	8	4	0.128	15	28.4
TOUERIG TAIEUH	11TGAC033	431000	2212800	52	53	1	0.111	38	120
TOUERIG TAIEUH	11TGAC053	430997	2210803	53	54	1	0.103	11	31
HADEBET BELAA	11HBAC033	466900	2219203	11	12	1	0.102	5110	208

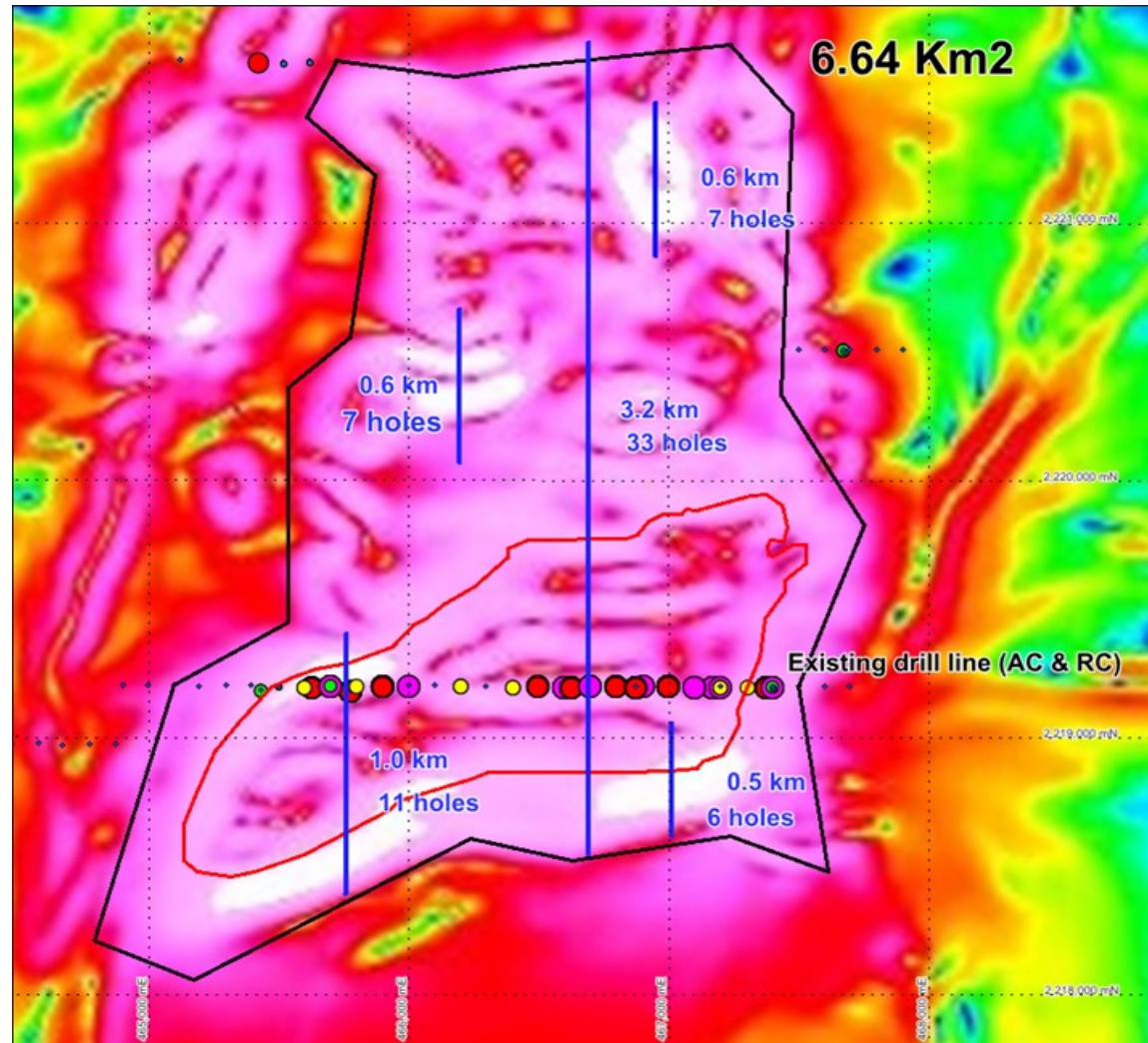
LARGE NICKEL/COBALT TAET TARGET

- 2 lines of shallow vertical drilling
- Copper/nickel anomalies suggest nickel sulphide potential
- Ni/Cu Ratio's of 10/1 can be indicative of nickel sulphides
- Untested for nickel sulphides
- Nickel sulphide bodies are small targets typically a few metres in width



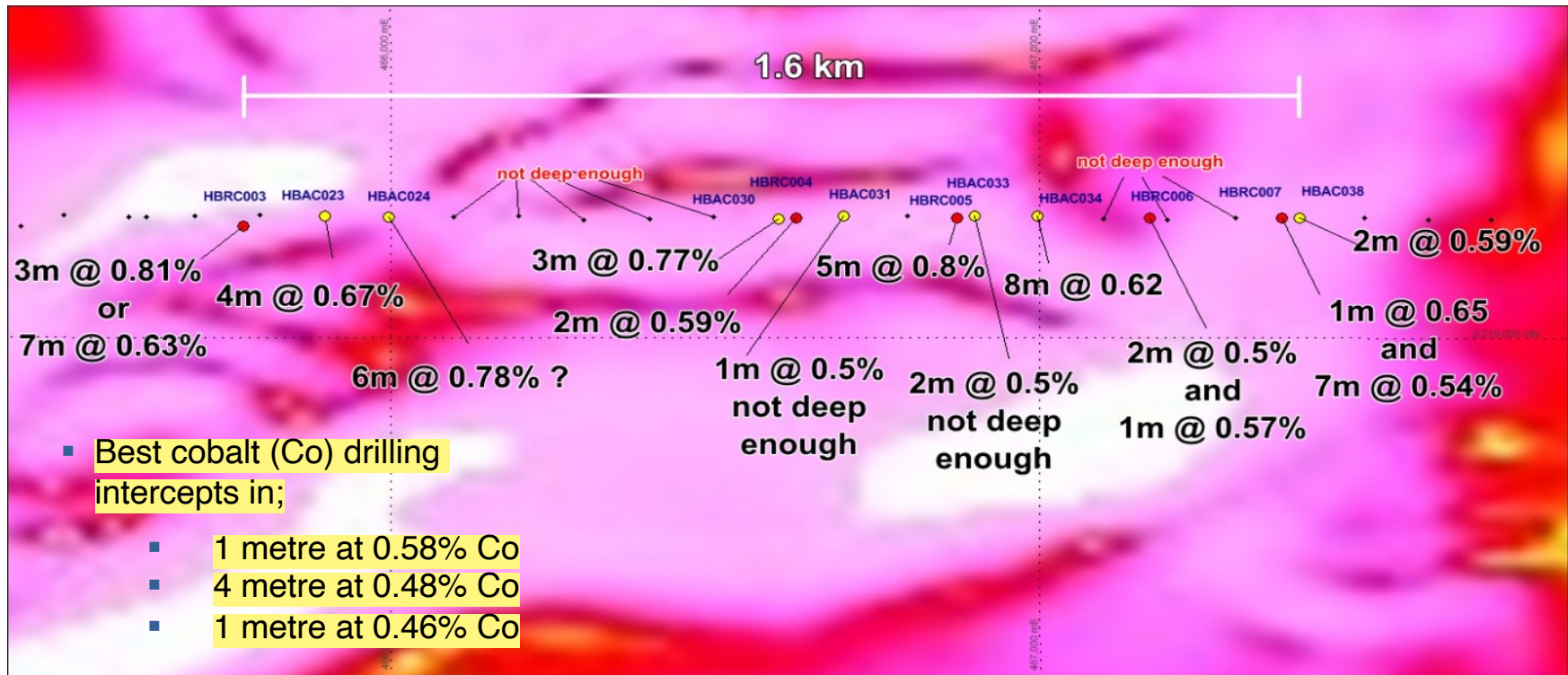
EXCEPTIONAL NICKEL/COBALT BELLA TARGET

- Large interesting ultramafic complex
- Tested by single line of shallow vertical drilling near southern margin WHICH WAS TARGETTING GOLD!
- Excellent nickel results!
- Main targets - 6 lines of drilling totalling 3km were planned but never drilled**
- Highest level magnetics (white) not yet drilled**



BELLA ULTRAMAFIC COMPLEX SOUTHERN DRILL LINE

- Very strong Nickel values over entire 1.6 km drill line
- Strongest magnetics (white zones) not tested



Nickel intersections at Bella. Red dots: RC holes, yellow dots: vertical AC.

All RC holes returned intersections of + 0.5% Ni. (Background image is total mag intensity RTP HG)

NEXT EXPLORATION STEPS

- Ground geophysics: IP surveying to define sulphide zones
- Air-magnetic survey on Nomads Farm-in to define geology
- Deeper RC drilling on Ghassariat zone
- AC drilling in areas of cover & on nickel targets
- RC / DD drilling other targets arising from IP, AC drilling





TASIAST STARTER PROGRAM

GOLD, NICKEL AND COBALT FOR THE NEW WORLD ORDER

ARCHAEAN GOLD, NICKEL & COBALT SUMMARY

- Advanced gold & battery metal tenements with strong results
- Within 'sight' of Kinross' 20 Moz Tasiast Mine
- Same geology as Kalgoorlie..... without the crowds
- Tasiast discovery genesis compelling fit with Aura's initial results

- Neil Clifford managed teams that discovered +25 Mozs gold
- 125 km² under-explored virgin Archean greenstone belt
- \$3m previous expenditure over brief 16 month period

- Exploration results from first pass were excellent
- Wide gold system detected – similar to Tasiast gold mine
- 1.6km continuously nickel mineralised zone
- Cobalt hits up to 0.581% Cobalt



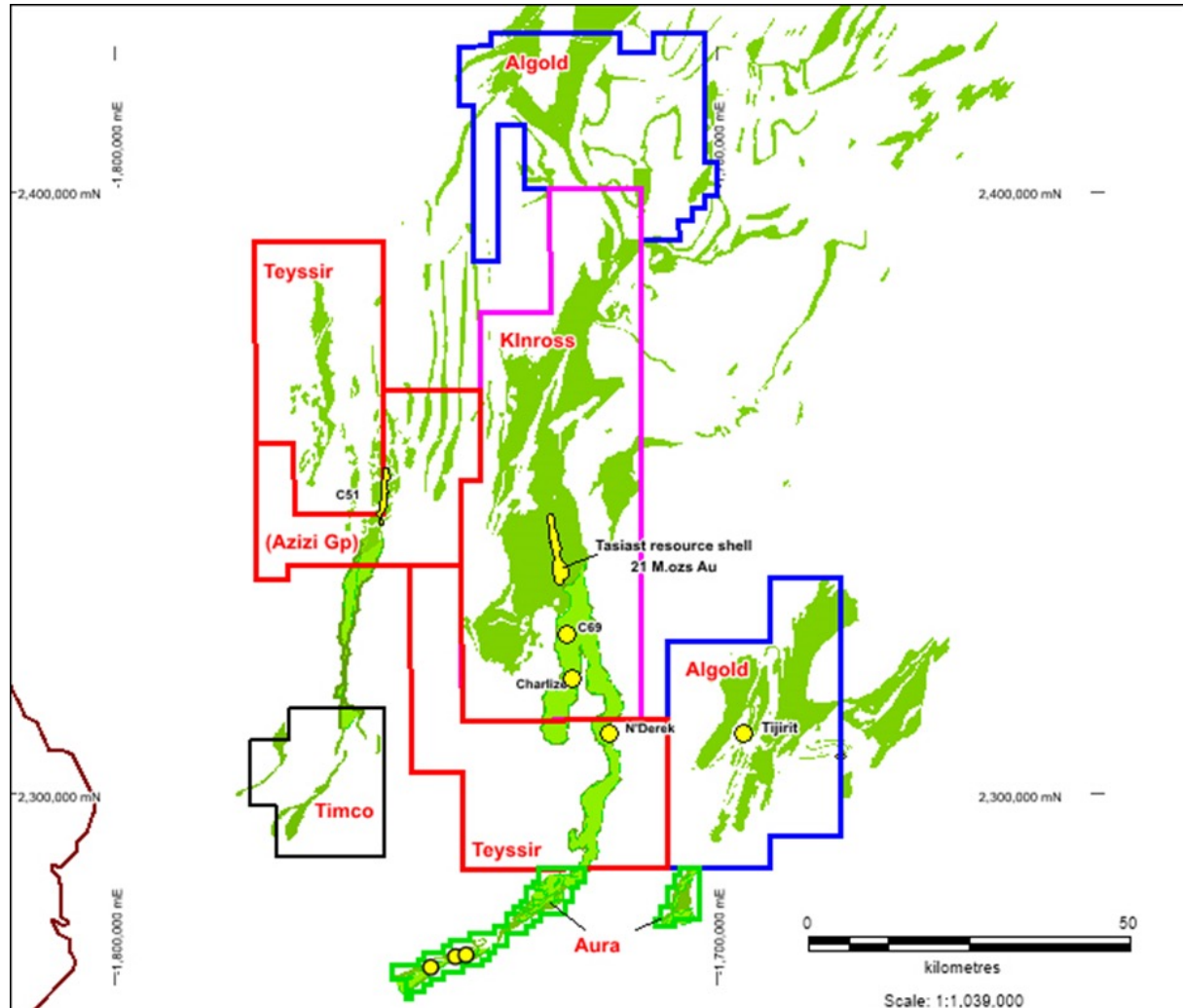
PETER REEVE
CEO & Managing Director

preeve@archgg.com

+613 98245254

Website: <http://www.archgg.com.au>

THE REGIONAL TENEMENT POSITION



GOLD, NICKEL AND COBALT FOR THE NEW WORLD ORDER

WEST AFRICA TAX REGIME COMPARISON

Table 18: Tax Regimes

Country	Mining corporate income tax	Mining royalties	Govt free carry
Burkina Faso	17.5%	3-5%*	10%
Côte d'Ivoire	25%	3-6%*	10%
Ghana	35%	5%	10%
Guinea	30%	5%	15%
Liberia	30%	3-6%*	10%
Mali	25%	3% + 3%	10%
Mauritania	25%	4%-6.5%*	10%
Senegal	30%	3%	10%

*Variable rate based on gold price; Source: Bertrand Laporte, Céline De Quatrebarbes, Yannick Bouterige, June 2017, RFC Ambrian

COMPELLING RESOURCES INVESTMENT THEMES

- ✓ Cheaper to discover good resources than acquire;
 - Need the right address and team

- ✓ Increasing political / financial instability
 - Returning interest in gold (price up 25% this year)

- ✓ Towards zero carbon energy;
 - Implies explosive growth in batteries
 - Vanadium, Nickel, Cobalt, Lithium, Copper
 - Uranium

- ✓ Increasing hurdles in developed countries
 - Resource development welcomed in developing world

ARCHAEAN TIMCO AGREEMENT TERMS

Aura to acquire 100% of the permits by payment of:

- \$100,000 to be paid in 4 instalments of \$25,000. The first instalment of \$25,000 will be paid immediately on successful capital raising on AIM. The remaining instalments to be paid in 3 monthly intervals.
- \$250,000 when Aura locates an Indicated Resource of +1 million ounces.
- A royalty payment of \$1 million for each 200,000 ounces of gold (\$5 / oz) produced from the permits. Royalty payments be limited to a total of \$5 million.
- If Aura sells or in any way disposes of its 100% interest in the permits to another party (except to the Mauritanian Government) it will require the other party to sign an agreement in which it agrees to honour the above payments to TIMCO.
- Should Aura withdraw at any stage it will arrange to transfer its interest to TIMCO.

TIMCO can take any or all of the \$100,000 payment as Aura shares which could be paid immediately after the London listing.

Archaean / Nomad Joint Venture Terms:

- On signature of an agreement Aura will pay \$50,000
- 12 months after signature of an agreement Aura will pay a further \$50,000 (If Aura has not withdrawn)
- Aura can earn a 75% interest in the property by spending US\$1 million on exploration and evaluation within a period of 5 years. If Aura fails to do this it will be deemed to have withdrawn from the joint venture and will retain no interest
- Aura will commit to spend a minimum expenditure of US\$100,000 on exploration and will not withdraw before completing this expenditure.
- When Aura has earned 75% by expending \$US1 million it will pay all further exploration costs until a decision to commence mining.
- If a resource of 1 million ounces of gold is defined Aura will pay US\$1 million
- If a decision is made to proceed to mining Aura will assist Nomads in obtaining finance for its share of development costs
- Payments from Aura to Nomads can be either in cash or Aura shares, at Aura's election.